

## WHAT'S HAPPENING IN THE BAYOU REGION?

### May Regional Employment Up 66 Jobs from April, Up 1,690 Jobs since January.

May's not seasonally adjusted employment data from the Louisiana Workforce Commission indicate an increase of 1,690 jobs since January. Best gains were in mining and mining support services; construction; leisure and hospitality; and employment services. The region's unemployment rate in May was 4.4%, 1.1 points lower than January's.

Parish changes in employment since January are: Assumption Parish up 243 jobs; Lafourche up 195 jobs; St. Mary up 134 jobs, and; Terrebonne up 704 jobs.

The price of crude recovered from losses incurred in the 4th quarter of 2018 from January through April, then fell again in June. Looking ahead, we still predict modest gains for 2019, albeit, in a volatile market. Crude oil prices as of June 28th, were; West Texas Intermediate \$57.73, and Brent \$65.16. April's price for Louisiana Light crude was \$67.22.

Parish and regional population trends continue to decline with employment and land loss major contributors forcing many residents to seek employment opportunities outside the region or; to relocate to higher ground. Regionally, the rate of decline in population is increasing from a rate of -1.7% from 2010 to 2018, to -2.3% from 2015 to 2018.

Industry advance notifications for upcoming projects filed in 2019 with the State of Louisiana include 5 in the Bayou Region that propose \$17.9 million in new capital investment that could lead to 51 new jobs, 52 construction jobs, and \$3 million in new annual payroll. Local industry remains confident in the U.S. economy and the quality of the local workforce. Employment shortages are hurting some sectors.

## THE FAST FACTS OF QUARTER 2

- 1 May's regional employment was 109,284; up 1.6% (1,690) since January. The May regional unemployment rate was 4.4%, down .9 points from 1 year ago.
- 2 The Houma-Thibodaux MSA added 400 jobs in May over April but lost 2,900 jobs over the year. The unemployment rate in May was 4.1%.
- 3 The seasonally unadjusted unemployment rate for Louisiana in May was 4.1%, the nation's rate was 3.4%.
- 4 Louisiana's Rotary Rig count on June 28th was 72 up 17 from one year ago. The offshore count was 24, up 7 from one year ago.
- 5 25 buildings and 51 sites are list for sale or lease in the region. Building and sties are listed, at no cost, on the Bayou Region's building and sites data base accessible at: <http://www.louisianasiteselection.com/bayouregion/Buildings-and-Sites.aspx>

Civilian Labor Force	May 2019	Apr. 2019	May 2018
Assumption	8,876	8,806	9,023
Lafourche	40,658	40,399	42,203
St. Mary	19,676	19,529	20,011
Terrebonne	45,052	44,690	46,947
Regional	114,262	113,424	118,184

Employment	May 2019	Apr. 2019	May 2018
Assumption	8,422	8,399	8,446
Lafourche	39,000	39,027	40,252
St. Mary	18,663	18,653	18,679
Terrebonne	43,199	43,139	44,602
Regional	109,284	109,218	111,979

Unemployment	May 2019	Apr. 2019	May 2018
Assumption	454	407	577
Lafourche	1,658	1,372	1,951
St. Mary	1,013	876	1,332
Terrebonne	1,853	1,551	2,345
Regional	4,978	4,206	6,205

Unemployment Rate	May 2019	Apr. 2019	May 2018
Assumption	5.1	4.6	6.4
Lafourche	4.1	3.4	4.6
St. Mary	5.1	4.5	6.7
Terrebonne	4.1	3.5	5.0
Regional	4.4	3.7	5.3

# VISUALIZING THE INFORMATION OF QUARTER 2

## LWC REGIONAL / PARISH EMPLOYMENT / UNEMPLOYMENT

CHART 1

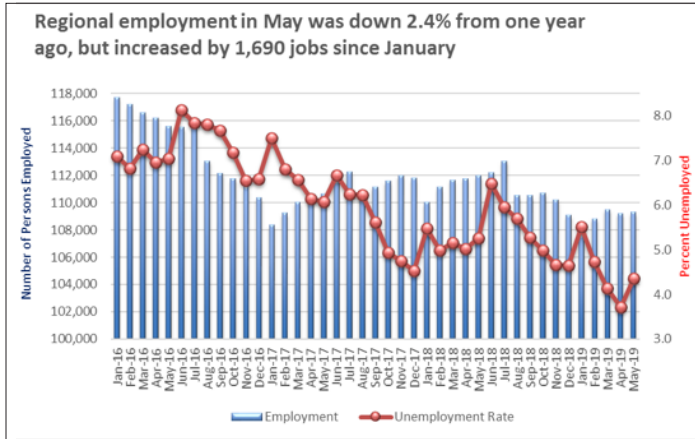


CHART 2

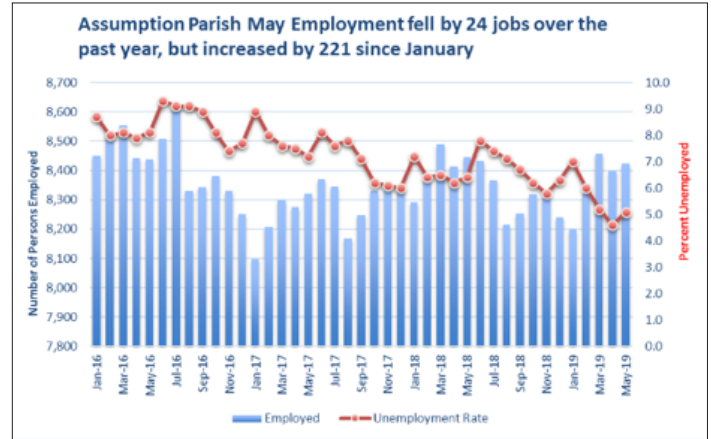


CHART 3

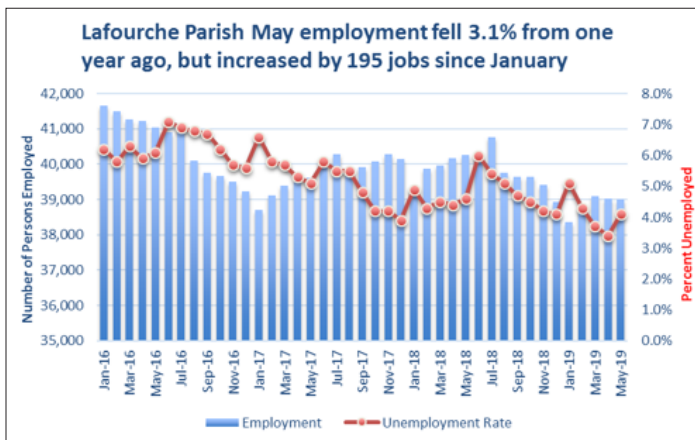


CHART 4

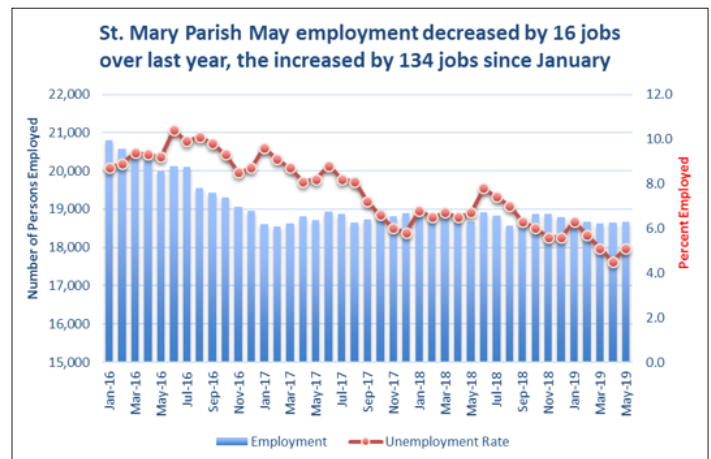
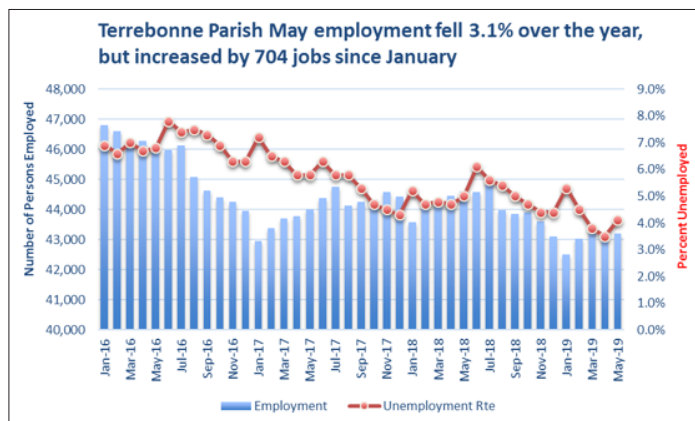


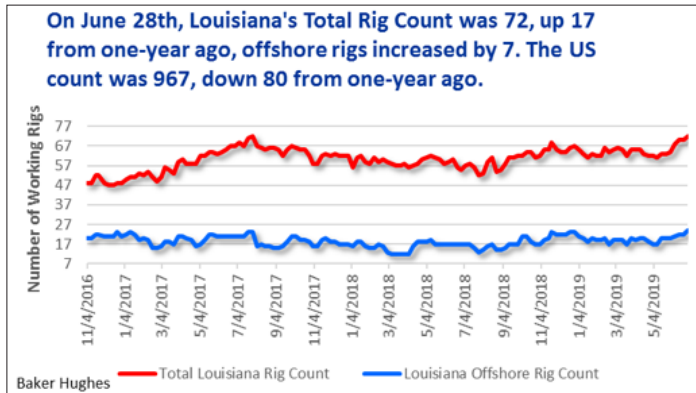
CHART 5



# VISUALIZING THE INFORMATION OF QUARTER 2 (CONT.)

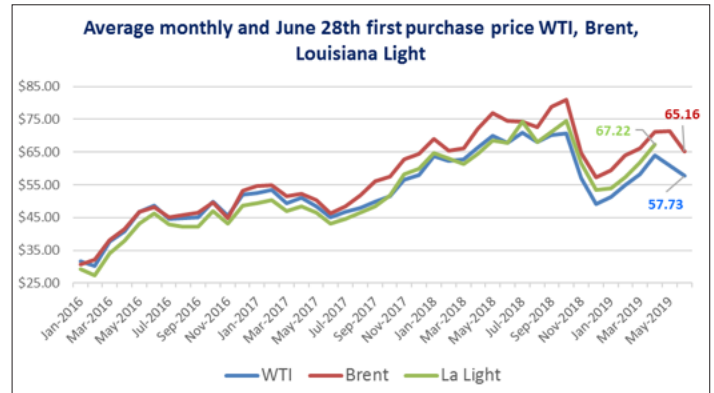
## RIG COUNTS

CHART 6



## LOUISIANA, WTI, & BRENT OIL HISTORICAL PRICES

CHART 7



## POPULATION TRENDS

CHART 8

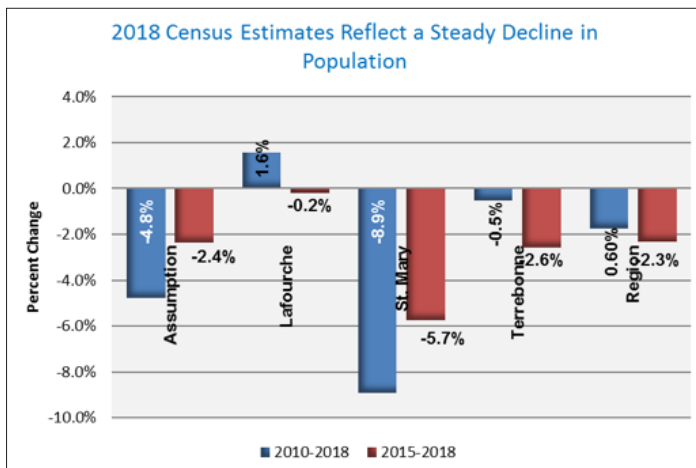


CHART 9

Population	2010	2014	2015	2017	2018
Assumption	23,421	23,020	22,842	22,562	22,300
Lafourche	96,592	97,875	98,325	98,426	98,115
St. Mary	54,650	53,223	52,810	50,973	49,774
Terrebonne	11,584	113,579	113,972	112,086	111,021
<b>Regional</b>	<b>88,257</b>	<b>289,711</b>	<b>289,964</b>	<b>286,064</b>	<b>283,228</b>

Population Percent Change	2010-18	2015-18
Assumption	-4.8%	-2.4%
Lafourche	1.6%	-0.2%
St. Mary	-8.9%	-5.7%
Terrebonne	-0.5%	-2.6%
Regional	-1.7%	-2.3%